

# Software Update (CN33)

This document contains instructions for updating the system software of the Kawai CN33 digital piano. Please read these instructions thoroughly before attempting to perform the software update.

## ■ Checking the software version

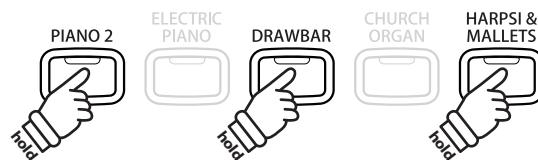
To check the current software version installed on the CN33, press and hold the **PIANO2**, **DRAWBAR**, and **HARPSI & MALLETS** buttons simultaneously, then turn the instrument on.

The current software version will be shown in the LED display.

If the version number is **greater than** or equal to the update version, no further action is necessary.

\* Turn the instrument off and on to return to normal operation.

If the version number is **lower than** the update version, please continue to follow the instructions below.



## 1. Prepare the USB memory device

Copy the **CN33\_040.SYS** update file to the root folder of a USB memory device.

\* The USB device should be formatted to the 'FAT' or 'FAT32' filesystem.



## 2. Connect the USB memory device

*While the instrument is turned off:*

Connect the prepared USB memory device to the USB port.

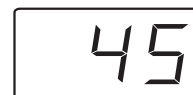
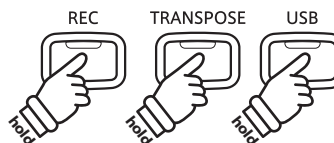


## 3. Start the update

Press and hold the **REC**, **TRANSPOSE**, and **USB** buttons simultaneously, then turn the instrument on.

The update process will start automatically after a few seconds, and a progress counter will be shown in the LED display.

\* Do not remove the USB memory device while the software update is in progress.



## 4. Finish the update, disconnect the USB memory device

After approximately 30 seconds, a message will be shown in the LED display, indicating that the software update has been successful.

Disconnect the USB memory device, then turn the instrument off and on. The updated software will be used automatically.

\* If the software update is unsuccessful, restart the process from step 1.



## Software Update (CN33)

### ■ CN33 software changelog

Software Version	Release Date	Changes
v1.21	11/2010	Improved String Resonance polyphony assignment.
v1.20	10/2010	Improved touch curve of soft touch range when playing E.PIANO sounds.
v1.13	04/2010	Initial factory release.